


# Trills

**C**

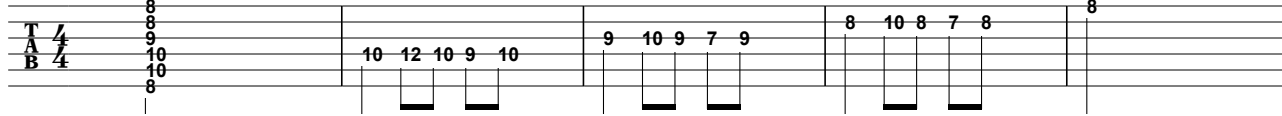


Ac. Guitar

8 8 8 8 8 8


Root - Whole Step      3rd - Half Step      5th - Whole Step

10 12 10 9 10      9 10 9 7 9      8 10 8 7 8      8



Detailed description: This musical notation shows a trill exercise for the C major chord. It consists of four measures. The first measure is a whole rest. The second measure is labeled 'Root - Whole Step' and contains a trill between frets 10 and 12. The third measure is labeled '3rd - Half Step' and contains a trill between frets 9 and 10. The fourth measure is labeled '5th - Whole Step' and contains a trill between frets 8 and 10. The piece ends with a final whole rest on fret 8.

**Cm**



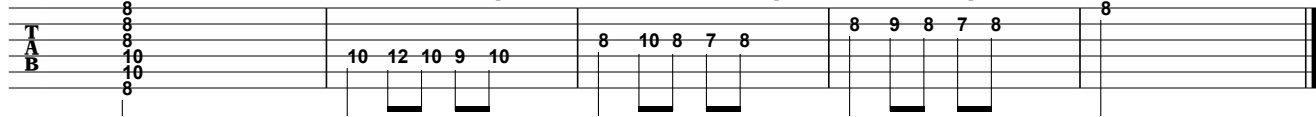
6

Ac. Gt.

8 8 8 8 8 8

Root - Whole Step      3rd - Whole Step      5th - Half Step

10 12 10 9 10      8 10 8 7 8      8 9 8 7 8      8



Detailed description: This musical notation shows a trill exercise for the Cm major chord. It consists of four measures. The first measure is a whole rest. The second measure is labeled 'Root - Whole Step' and contains a trill between frets 10 and 12. The third measure is labeled '3rd - Whole Step' and contains a trill between frets 8 and 10. The fourth measure is labeled '5th - Half Step' and contains a trill between frets 8 and 9. The piece ends with a final whole rest on fret 8.