



# Eleanor Rigby


garretsguitarlessons.com


## Intro/Bridge

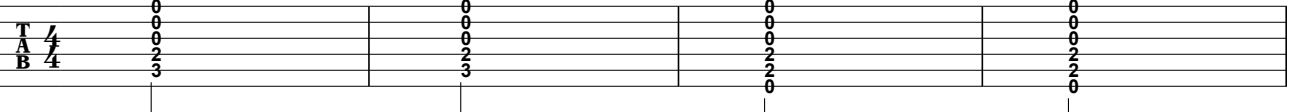
E. Guitar

**Cmaj7**  
 d d u u d u  
 1 2 + (3) + 4 +

**Cmaj7**  
 u d u u d u  
 (1) + 2 + (3) + 4 +

**Em**  
 d d u u d u  
 1 2 + (3) + 4 +

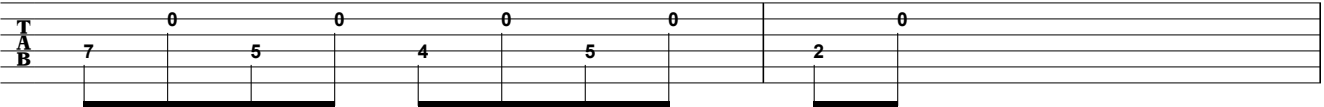
**Em**  
 u d u u d u  
 (1) + 2 + (3) + 4 +



## Intro/Bridge Lick!


E. Gt.


5 4 + 1 + 2 + 3 + 4 +





## Verse

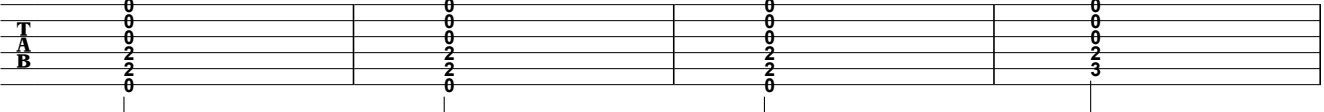
E. Gt.

**Em**  
 d d d d  
 1 x 2 x 3 x 4 x

**Em**  
 d d d d  
 1 x 2 x 3 x 4 x


**Em**  
 d d d d  
 1 x 2 x 3 x 4 x


**Cmaj7**  
 d d d d  
 1 x 2 x 3 x 4 x




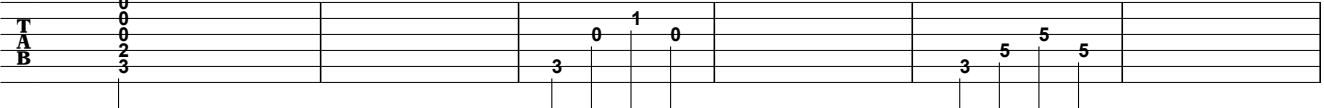
## Verse 1 Lick

E. Gt.

**Cmaj7**  
 d d d d  
 1 x 2 x 3 x 4 x


**C5 (Open)**  
 1 x 2 x 3 x 4 x

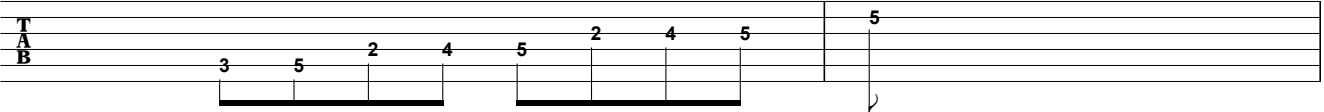
**C5 (5th Root)**  
 1 x 2 x 3 x 4 x



## Verse 2 Lick

E. Gt.

**C Lydian - Aalt Shape**  
 1 + 2 + 3 + 4 +



# Chorus

19

Em7<sup>x</sup> ddu udu  
1 2 + (3) + 4 +

Em6<sup>x</sup> ddu udu  
1 2 + (3) + 4 +

Em#5<sup>x</sup> ddu udu  
1 2 + (3) + 4 +

Em<sup>x</sup> ddu udu  
1 2 + (3) + 4 +

E. Gt. T A B

3 2 1 0

2 1 0

1 0

0

23

Em7<sup>x</sup> Alternate Rhythm  
d B B B  
1 2 3 4

Em6<sup>x</sup> d B B B  
1 2 3 4

Em#5<sup>x</sup> d B B B  
1 2 3 4

Em<sup>x</sup> d B B B  
1 2 3 4

E. Gt. T A B

3 2 1 0

2 1 0

1 0

0